

# Fiber Coupled Si APD Photodiode

(450 to 900nm, high efficiency >90%, all fiber types)



DATASHEET

BUY NOW



## Features

- Low Cost
- Large Bandwidth
- ns Fast Response
- High Reliability

## Applications

- Channel Monitoring
- Power Monitoring in Optical Interface Modules
- Gain Monitoring for Amplifier
- Instruments

The Fiber Coupled Si Avalanche Photodiode is based on a unique configuration that features APD high sensitivity, low noise, and high optical coupling efficiency. The component integrates a fiber with a high sensitivity/large area photodiode for signal detection with little optical loss. The response is analog. Our design minimizes component assembly costs and module footprint while increasing stability over a wide temperature and wavelength ranges.

Associated sensor electronic driver or amplifier is also available.

## Specifications

Parameter	Min	Typical	Max	Unit
Wavelength	650		900	nm
Optical Coupling Efficiency		90		%
Responsivity <sup>[2]</sup> (800nm, oe=1mW, 100V)	30		50	A/W
Input Power			50	mW
Polarization extinction ratio <sup>[4]</sup>	18	23		dB
Dark Current at 23°C, 100V		0.05	0.1	nA
Reverse Voltage		60	100	V
RF Bandwidth		0.1		GHz
Operating Temperature	-20		75	°C
Storage Temperature	-40		85	°C
Reliability	Telcordia 1209 and 1221			

### Notes:

- [1]. Insertion Loss excluding connectors
- [2]. The net responsivity is defined as the ratio of the PD current output and optical power measured at output fiber
- [3]. Single Mode Fiber version only
- [4]. PM Fiber version only

**Note:** The specifications provided are for general applications with a cost-effective approach. If you need to narrow or expand the tolerance, coverage, limit, or qualifications, please [\[click this link\]](#):

**Warning:** The device is extremely ESD-sensitive. Its dark current increases by unprotected handling. It is recommended to be handled under a certified ion fan once the package is removed.

**Legal notices:** All product information is believed to be accurate and is subject to change without notice. Information contained herein shall legally bind Agiltron only if it is specifically incorporated into the terms and conditions of a sales agreement. Some specific combinations of options may not be available. The user assumes all risks and liability whatsoever in connection with the use of a product or its application.

Rev 08/01/24

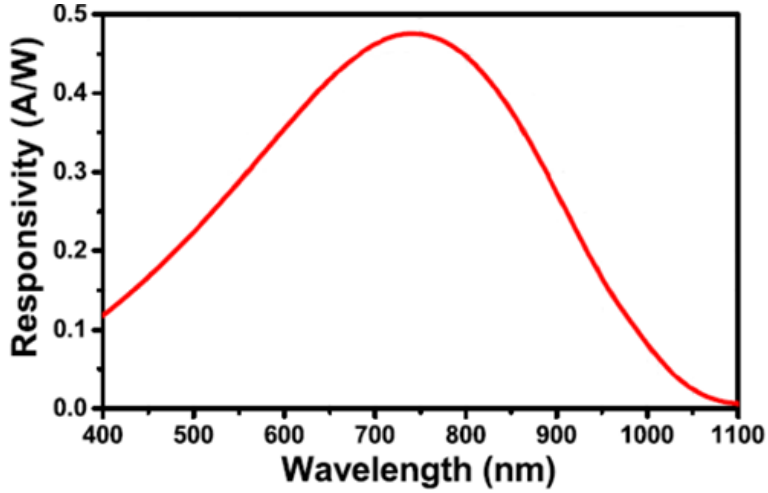
# Fiber Coupled Si APD Photodiode

(450 to 900nm, high efficiency >90%, all fiber types)



DATASHEET

## Typical Characters



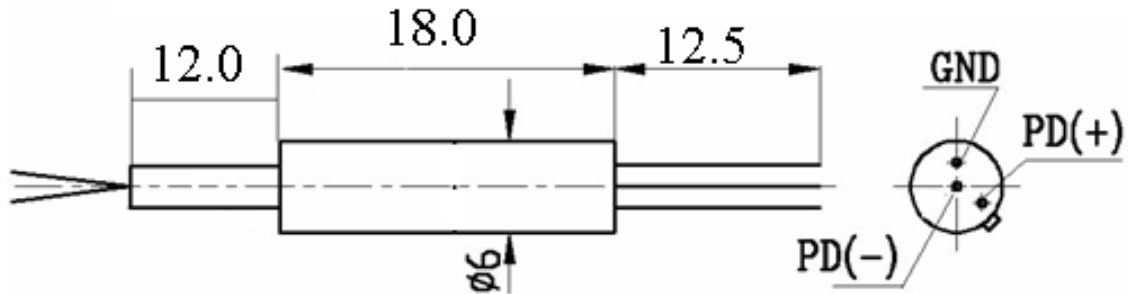
# Fiber Coupled Si APD Photodiode

(450 to 900nm, high efficiency >90%, all fiber types)



## DATASHEET

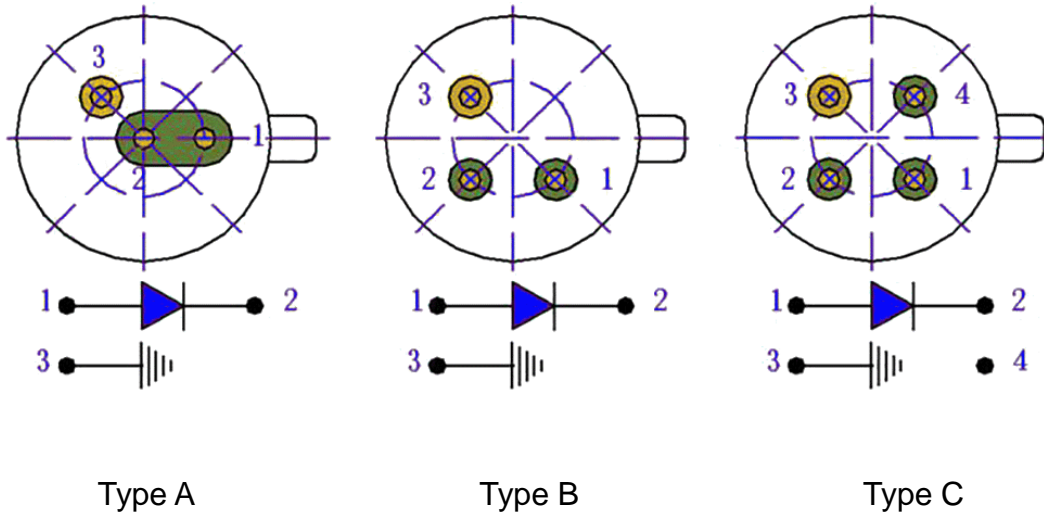
### Mechanical Footprint Dimensions (mm)



Standard Package for Infrared Band. For other wavelength band, size may vary due to special detector configurations.

\*Product dimensions may change without notice. This is sometimes required for non-standard specifications.

### PD PIN Assignments



# Fiber Coupled Si APD Photodiode

(450 to 900nm, high efficiency >90%, all fiber types)



## DATASHEET

### Ordering Information

Prefix	Wavelength	AR Coating	TEC Cooling	Package	Fiber Type	Fiber Cover	Fiber Length	Connector
<b>FCSA-</b>	450-900 = S Special = 0	Yes = 2	No = 1 Yes = 2	Standard = 1 Special = 0	Choose from table below	900umTube = 3 Special = 0	0.25m = 1 0.5m = 2 1.0 m = 3 1.5 m = 5 Special = 0	None = 1 FC/PC = 2 FC/APC = 3 SC/PC = 4 SC/APC = 5 ST/PC = 6 LC/PC = 7 LC/APC = A LC/UPC = U Special = 0

*Fiber Type Selection Table:*

01	SMF -28	34	PM1550	67	STP 50/125µm
02	SMF -28e	35	PM1950	68	
03	Corning XB	36	PM1310	69	
04	SM450	37	PM400	70	
05	SM1950	38	PM480	71	MM 50/125µm
06	SM600	39	PM630	72	MM 62.5µm
07	Hi780	40	PM850	73	105/125µm
08	SM800	41	PM980	74	FG105LCA
09	SM980	42		75	FG50LGA
10	Hi1060	43		76	200 µm
11	Draka BBE	44		77	400 µm
12		45		78	800 µm
13		46			

### Application Notes

#### Fiber Core Alignment

Note that the minimum attenuation for these devices depends on excellent core-to-core alignment when the connectors are mated. This is crucial for shorter wavelengths with smaller fiber core diameters that can increase the loss of many decibels above the specification if they are not perfectly aligned. Different vendors' connectors may not mate well with each other, especially for angled APC.

#### Fiber Cleanliness

Fibers with smaller core diameters (<5 µm) must be kept extremely clean, contamination at fiber-fiber interfaces, combined with the high optical power density, can lead to significant optical damage. This type of damage usually requires re-polishing or replacement of the connector.

#### Maximum Optical Input Power

Due to their small fiber core diameters for short wavelength and high photon energies, the damage thresholds for device is substantially reduced than the common 1550nm fiber. To avoid damage to the exposed fiber end faces and internal components, the optical input power should never exceed 20 mW for wavelengths shorter 650nm. We produce a special version to increase the handling by expanding the core side at the fiber ends.

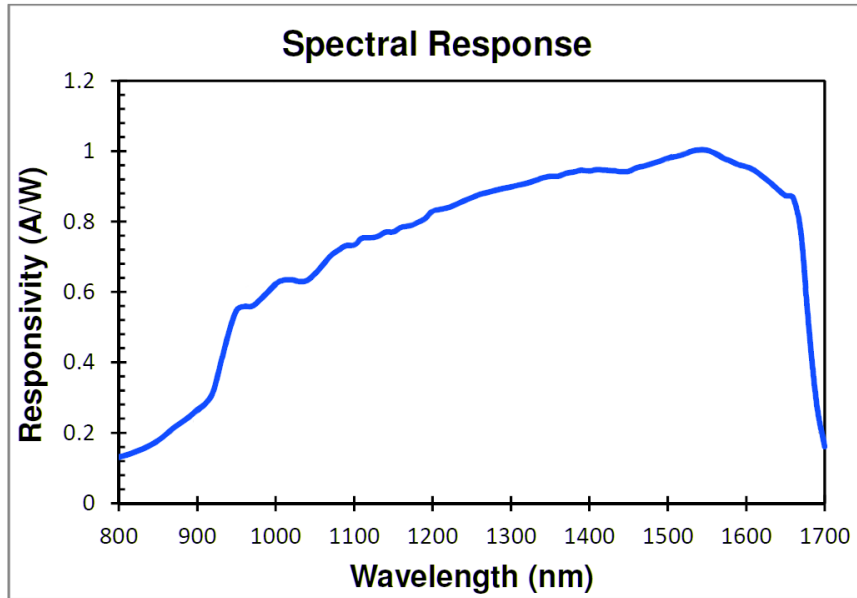
# Fiber Coupled Si APD Photodiode

(450 to 900nm, high efficiency >90%, all fiber types)




DATASHEET

## Spectral Response



## Amplifier Mounted Option



### Low-Noise Optical Detector Amplifier

DETA-11A221111

\$165

<https://agiltron.com/product/precision-optical-detector-amplifier/>